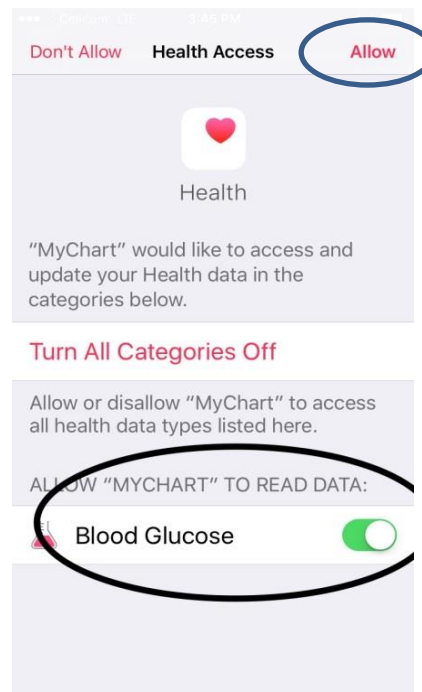
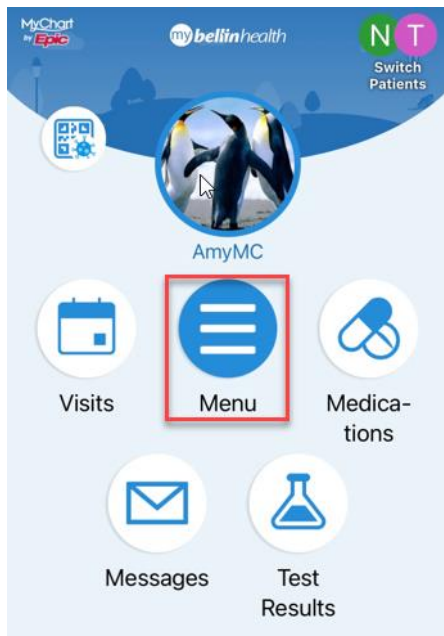


One Touch Verio Flex Glucometer

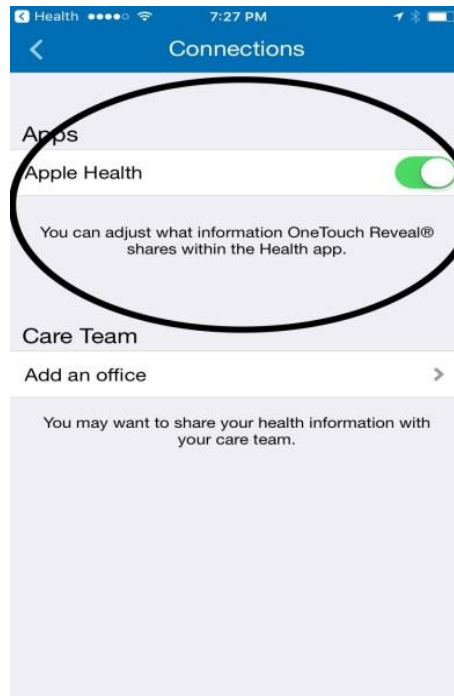
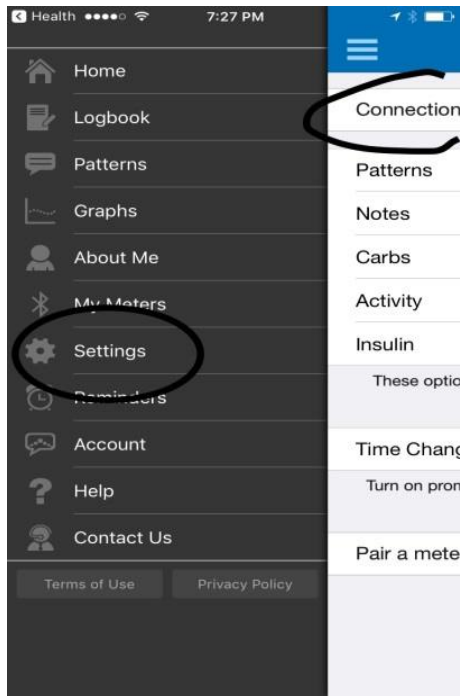
Your One Touch Verio Flex Glucometer can sync to your MyBellinHealth account which then syncs into your medical record at Bellin. This only works with Apple products like iPhones and iPods (iPads are not supported).

Try It Out:

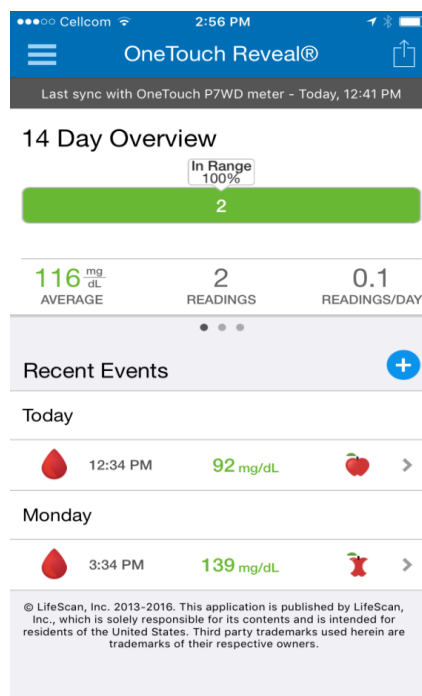
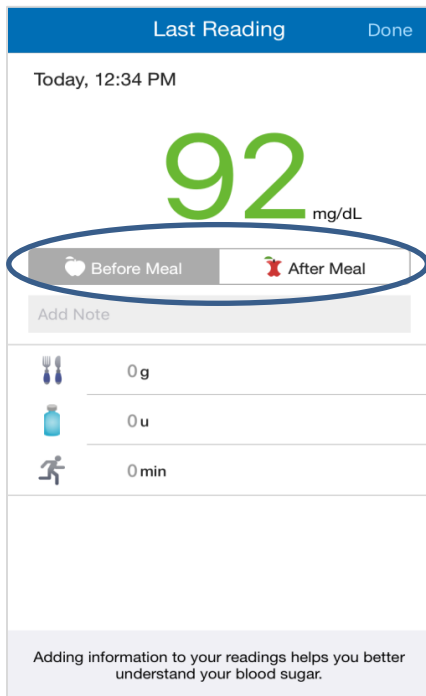
1. On your Apple product (iPhone, iPod), go to the App Store and download the following apps:
 - a. MyChart (once downloaded, choose Bellin Health as your provider)
 - b. One Touch Reveal
2. You need to connect your glucometer to your Apple product (iPhone, iPod). On your meter, press the ok and the up arrow at the same time to turn the Bluetooth feature on. When prompted by your mobile device, enter the PIN shown on your meter into your Apple product (iPhone, iPod).
3. When in the MyChart app or Bellin Health app, tap on **Menu** and then select **Health Tracking**. The select the button **Connect To Health**. Also **Turn All Categories On** and select **Blood Glucose** to show green. Click **Allow** to sync your MyChart app/Bellin Health app with the iHealth app.



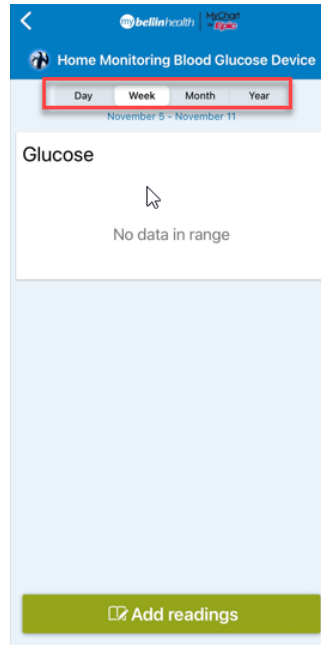
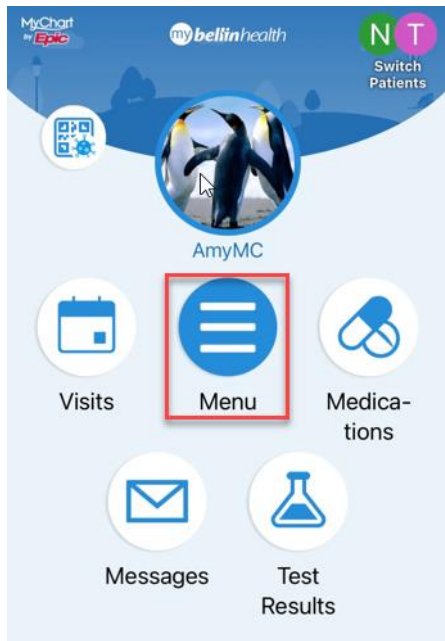
4. In the One Touch Reveal app, click on **Settings**, then **Connections**, then click on Apple Health to show green.



5. After you test your glucose, in the **One Touch Reveal app**, you can select if it was before a meal or after a meal. You can also see all your values overtime. When you open this app, it will also sync your readings from your glucometer.



6. In the **MyChart app** or **Bellin Health app**, tap on **Menu**, then **Health Tracking**, then you can tap on Day, Week, Month, or Year to see all your values at a glance. The values will be automatically sent to your provider to review.



If you have any further questions, please contact the MyBellinHealth Help Desk at (888) 899-9114, available 24 hours/7 days a week.